

TOWER CRANE

Topkit Tower Crane GHT6015-10

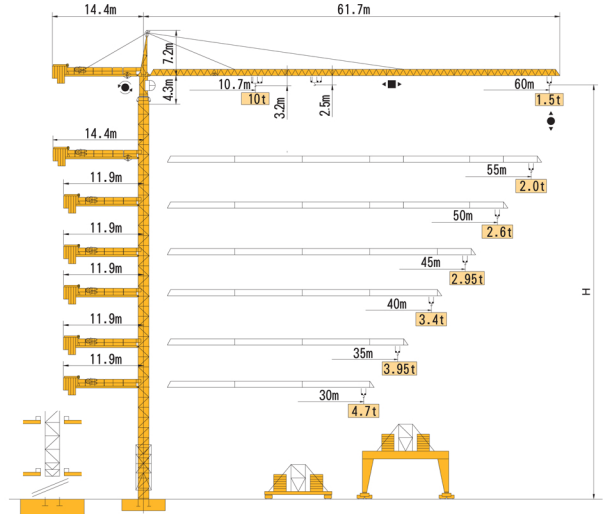
Mechanisms

Mechanisms specification						kW						
Hoisting		45LVF 25	n/min	0-34	0-64	0-94	0-17	0-32	0-47	500	45	
		t	s	2.5	1.25	10	5	2.5				
Hoisting		70RCS 25	n/min	0-40	0-80	0-200	0-20	0-40		486	51.5	Optional winch
		t	s	5	2.5	10	5					
Hoisting		75LVF 25	n/min	0-74	0-136	0-200	0-37	0-68	0-100	600< >600	75	Optional winch
		t	s	2.5	1.25	10	5	2.5				
Trolleying		4TVF	n/min					0-55			4	
Swiveling		95SVT	r/min					0-0.7			95Nm×2	
Travelling		4TRVF	n/min					0-30			4×4	
电源 Power Supply		380v 50Hz/440v 60Hz										
Necessary Electric Power	45LVF:75KVA											
Other Form Hoisting	75LVF:105KVA 70RCS:80KVA											

■ Consult us

TOWER CRANE


Topkit Tower Crane GHT6015-10



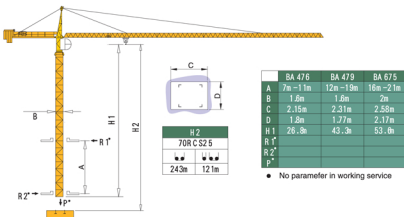
TOWER CRANE

Topkit Tower Crane GHT6015-10

Mast



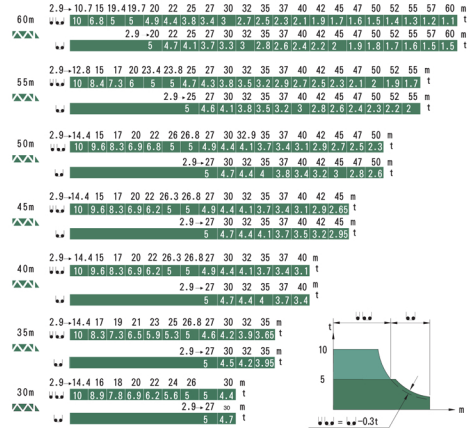
Climbing Crane



TOWER CRANE

Topkit Tower Crane GHT6015-10

Load Diagrams



Counter-weight

	L=11.9m	L=14.4m
60m	15.5t	14.8t
55m		14.8t
50m	16.1t	
45m	14.8t	
40m	13.6t	
35m	10.5t	
30m	9.3t	