

TOWER CRANE

尖头式塔式起重机 Topkit Tower Crane GHT7030-12

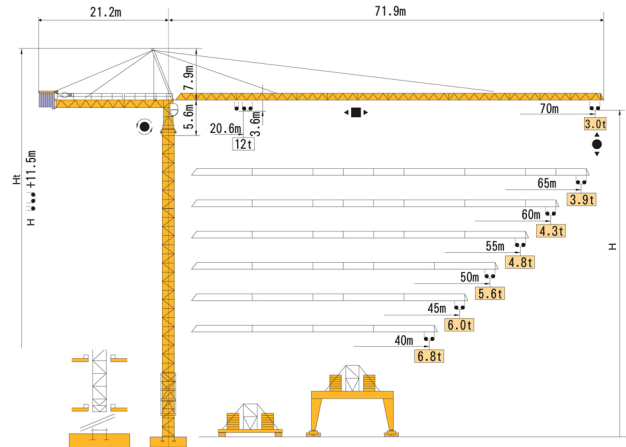
Mechanisms

Mechanisms specification		● ● ● ● ● ●						● ● ● ● ● ●		● ● ● ● ● ●		● ● ● ● ● ●		● ● ● ● ● ●	
Hoisting	45LVF 30	m/min	0-36	0-72	0-108	0-18	0-36	0-54	600	45	Optional winch				
		t	6	3	1.5	12	6	3							
Hoisting	70RCS 30	m/min	0-40	0-80	0-120	0-20	0-40	533	51.5	Optional winch					
		t	6	3	1.5	12	6	3							
Hoisting	75LVF 30	m/min	0-60	0-120	0-180	0-30	0-60	0-90	600-9600	75	Optional winch				
		t	6	3	1.5	12	6	3							
Trolleying	4TVF	m/min	0-55						4	Optional winch					
	4T3V4A	m/min	7.5/28/57						95Nm						
Steering	14SVT	r/min	0-0.7						145Nm×2						
Travelling	4TRVF	m/min	0-30						4×4						
Power Supply			380v 50Hz/440v 60Hz												
Necessary Electric Power			45LVF:80KVA												
Other Form Hoisting			75LVF:115KVA 70RCS:90KVA												

※ Consult us

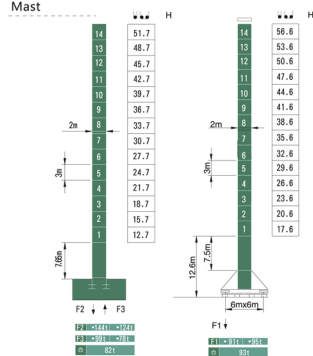
TOWER CRANE

Topkit Tower Crane GHT7030-12



TOWER CRANE

Topkit Tower Crane GHT7030-12



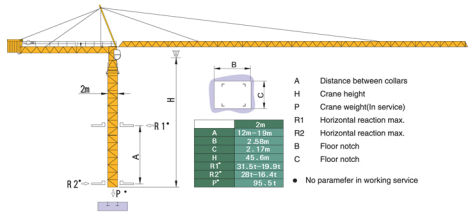
F Reactions

- In service
- Out of service

Self-load

Without load and counter-weight with longest of and standard height.

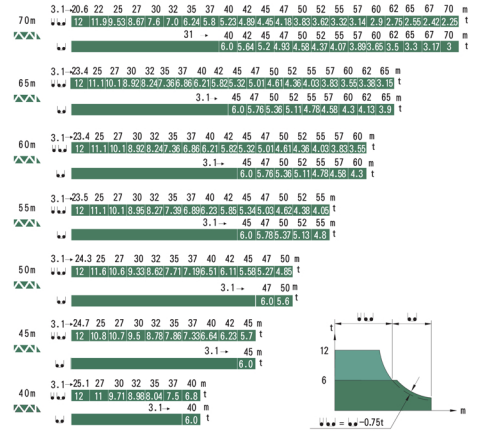
Climbing Crane



TOWER CRANE

Topkit Tower Crane GHT7030-12

Load Diagrams



Counter-weight

Crane Height (m)	Counter-weight (t)
70m	21.35t
65m	20.4t
60m	18.65t
55m	17.35t
50m	16.05t
45m	13.45t
40m	11.1t